



# Prevention and Strengthening Families: Evidence-Based Programs

## *Outcomes Report*

**Qtr 2 2025**

**1 April - 30 June, 2025**



# Table of Contents

- [OzChild’s Prevention and Strengthening Families Outcomes Framework](#).....3
- [Scope of Reporting](#).....4
- [Methodology](#) .....5
- [Key Considerations](#) .....7
- [Functional Family Therapy](#).....8
- [Functional Family Therapy – NSW](#).....9
- [Functional Family Therapy – Child Welfare](#).....17
- [Functional Family Therapy – Child Welfare – ACT](#).....19
- [Functional Family Therapy – Child Welfare – NSW](#).....25
- [Functional Family Therapy – Child Welfare – Vic](#).....35
- [Multisystemic Therapy - Vic](#).....44
- [Multisystemic Therapy – Child Abuse and Neglect - NSW](#).....50

# OzChild's Prevention and Strengthening Families Outcomes Framework



Outcomes Framework

 <p><b>Care Arrangements</b> Children and their families live together and have continuous and stable care arrangements and relationships</p>	 <p><b>Mental Health</b> Children and their families have good mental health</p>	 <p><b>Culture and Identity</b> Children and their families can safely identify and connect with their culture and identity</p>
 <p><b>Housing</b> Children and their families have suitable and stable housing</p>	 <p><b>Physical Health</b> Children and their families have good physical health</p>	 <p><b>Participation and Empowerment</b> Children and their families are empowered to actively participate in decision making and are supported to achieve self-sufficiency</p>
 <p><b>Safe and Secure</b> Children and their families live free from abuse and violence</p>	 <p><b>Health Protection</b> Children and their families act to protect and promote health</p>	 <p><b>Community and Support</b> Children and their families are socially engaged and live in inclusive communities</p>
 <p><b>Learning and Education</b> Children and their families are engaged in education and training</p>		

# Scope of Reporting

## Programs

The Evidence Based Programs in scope are as follows:

- Functional Family Therapy (FFT) – NSW
- Functional Family Therapy: Child Welfare (FFT-CW) – ACT, NSW, and Vic
- Multisystemic Therapy (MST) – Vic
- Multisystemic Therapy: Child Abuse and Neglect (MST-CAN) – NSW

## Review Period

Families who were active in the programs listed above at any point between April 1 and June 30, 2025, were considered in scope. This includes families who commenced a program prior to 1 April 2025 but remained active at some point during the review period, however, were discharged or completed the program during this period.



# Methodology

This report presents data from the evidence-based OzChild Prevention and Strengthening Families (P&SF) programs in scope, covering the period 1 April to 30 June 2025.

The data selection and reporting process involved the following key steps:

## Data Sourcing

- Data was obtained from validated tools and measures specifically prescribed by the program purveyor to assess each program's outcomes. Since different programs have distinct goals, they utilise different tools tailored to their needs.
- Additional tools and outputs were also prescribed by OzChild to enable comparisons, where possible, among programs.
- The data comprises both quantitative measures (such as assessments and outputs) and qualitative feedback (such as questionnaires).

## Inclusion Criteria

- Data was included if it met all the following conditions:
  - Related to individuals active in evidenced-based programs in scope during the reporting period.
  - Derived from tools scheduled for use within the quarter.
  - Complete and available for analysis.

## Data Availability

- Most data will be included in each quarterly report; however, slight variations may occur from quarter to quarter due to factors such as the timing of tool administration.
- Additionally, some data is collected annually or biannually, which may affect its inclusion in quarterly reports.

## Listening to Lived Experience

- While small sample sizes from feedback surveys limit generalisability, every piece of feedback from a child, young person, or caregiver is a valued voice offering meaningful insight. OzChild remains committed to finding ongoing, safe, and effective ways to encourage and support participation.

# Methodology

## Quantitative Data Overview

Data Type	Tool/Output	Applicable Programs
Validated Outcomes Tool	North Carolina Family Assessment Scale (NCFAS)	FFT-CW and MST-CAN (strength ratings at intake and closure are reported to show change; baseline and challenge ratings are not included)
	Client Outcome Measure – Youth (COM – Y)	FFT and FFT-CW
	Client Outcome Measure – Caregiver (COM – C)	FFT and FFT-CW
	Therapist Outcome Measure – Youth (TOM)	FFT and FFT-CW
	Outcomes Questionnaire (OQ)	FFT and FFT-CW
	Strengths and Difficulties Questionnaire (SDQ)	FFT, FFT-CW, and MST (Reported only for placements closed in the quarter, showing change from intake to closure)
	Personal Wellbeing Index – Adult (PWI-A)	MST-CAN
Output	Number of family referrals	All programs
	Service completion data	All programs
	Youth living at home at end of service	FFT, FFT-CW, MST, and MST-CAN
	Number of CYP removed by Child Protection	All programs
	Risk and Protective Factors	FFT and FFT-CW
	MST Discharge Form	MST and MST-CAN
	MST Monthly Measures Spreadsheet	MST
	MST Supplementary Questionnaire	MST
	Ultimate Outcomes	FFT and FFT-CW

## Qualitative Data Overview

Data Type	Tool/Output	Applicable Programs
Qualitative Data Output	P&SF CYP Feedback Survey	All programs where CYP aged 8 and older
	P&SF Caregiver Feedback Survey	All programs

# Key Considerations

## Overall

The aim of the P&SF – Evidence-Based Programs Quarter 2 Outcomes Report is to assess how effectively OzChild’s P&SF Evidence-Based Programs are achieving the three primary outcome domains outlined in the P&SF Outcomes Framework.

This report presents an overview of progress across each program in each state (where applicable), enabling comparisons between programs that use the same outcome tools and outputs, while also highlighting individual-level progress.

## Survey

The P&SF CYP and Caregiver Survey was launched in March 2025. This survey is administered to both CYP and Caregivers who completed the P&SF service they engaged with. The P&SF Feedback survey for CYP is administered to children and young people (CYP) aged eight and over, as those under eight may have difficulty understanding and answering survey questions accurately due to their stage of development. Due to the recently implemented survey, response rates were quite low.

## Introduction of New Services in 2025

Functional Family Therapy – Youth Justice (FFT-YJ) commenced service in January 2025. As outcomes specific to the program were still being identified and confirmed during the quarter, the service was not in scope for this reporting period.

## SafeCare

Although SafeCare was in scope for this quarter, the outcomes data is sourced from the SafeCare Portal—an external system managed by the program purveyor. From late 2024 into 2025, the purveyor was transitioning to a new IT provider, which caused difficulties accessing the data. At the time of analysis and report preparation, the SafeCare data remained unavailable. As a result, while SafeCare was in scope for this quarter, no data was available for reporting.

## Changes to Outcomes Processes

Several changes to outcome measurement and reporting were introduced this year, including the rollout of new tools, a shift to quarterly reporting, and the removal of data deadlines in favour of ongoing data input. As staff continue to adapt to these updated practices, data entry and tool completion may have been affected—impacting overall data completeness and quality.

*Limitations*



# Functional Family Therapy (FFT)

## *Outcomes*

## Demographics Snapshot

Number of Family Referrals Active in OzChild's FFT program, Q2 2025

	FFT – NSW
<b>No. of First Nations Referrals</b>	2
<b>No. of non-First Nations Referrals</b>	20
<b>Total</b>	22

## Service Completion Summary

Number of families concluding and completing OzChild's FFT program – Q2 2025

	FFT – NSW
<b>Total no. of families who concluded the service</b>	11
<ul style="list-style-type: none"><li><b>No. of families who completed the service</b></li></ul>	8
<ul style="list-style-type: none"><li><b>No of families who withdrew during the service</b></li></ul>	3
<b>Service completion rate</b>	73%

## Survey Completion Rates

Number of CYP over eight years old participating in the post service P&SF Feedback Survey, Q2 2025.

	FFT – NSW
<b>CYP</b>	2

Number of Caregivers participating in the post service P&SF Carer Feedback Survey, Q2 2025

	FFT – NSW
<b>Carers</b>	5

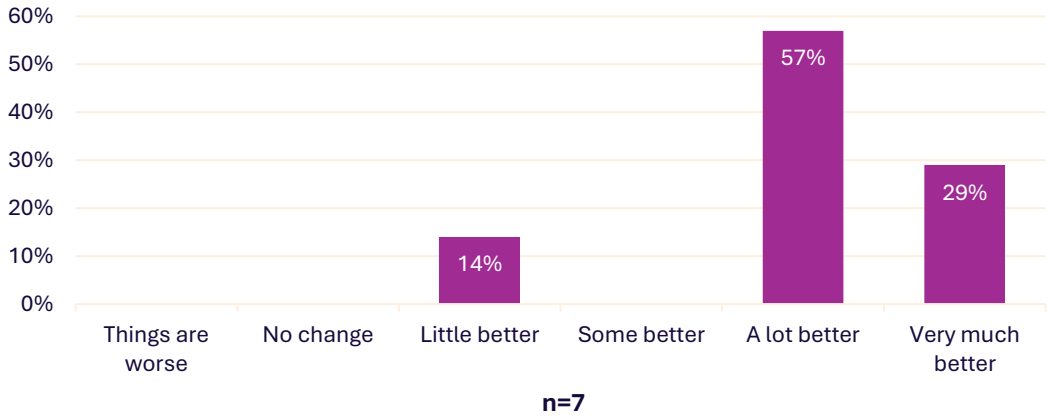


# Safety

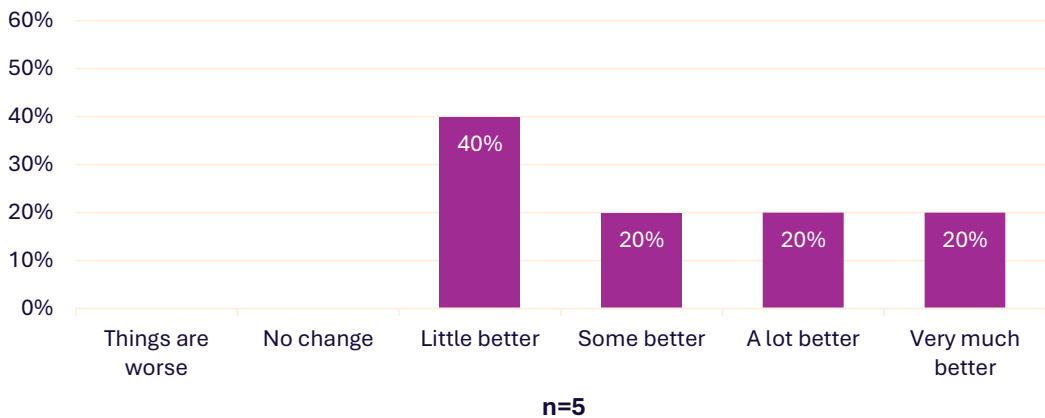
## Safe and Secure

The proportion of families with improved family functioning.

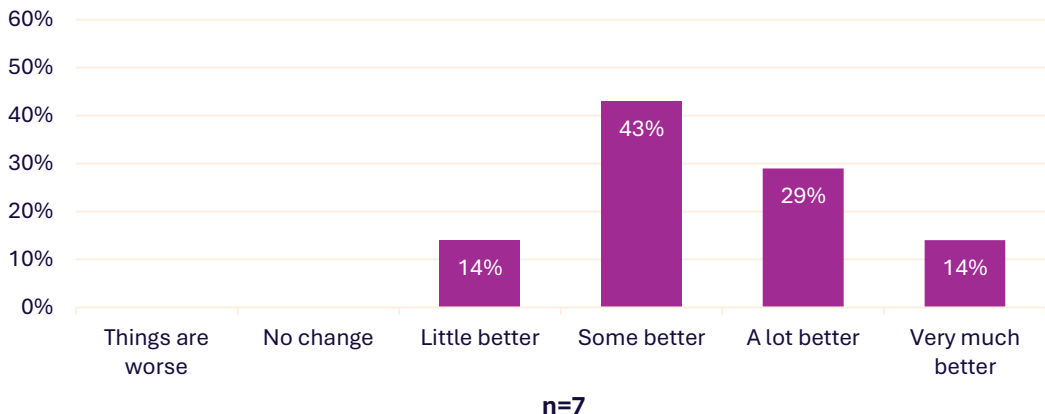
**86%** of caregivers who completed the service reported that their 'Family Status' was either "Very much better" or 'A lot better' at service completion.



**40%** of young people who completed the service reported that their 'Family Status' was either "Very much better" or 'A lot better' at service completion.



**43%** of therapists of families who completed the service reported that the 'Family Status' of families was either 'Very Much Better' or 'A lot better' at service completion.





## Wellbeing



## Mental Health

**The proportion of carers with improved mental wellbeing.**

**71%** of carers had an improvement in their mental health.

**40%** of caregivers, who showed improvement experienced statistically significant change.

**29%** experienced a decline, all without significant change.

**The proportion of CYP with improved emotional and behavioural development.**

**2** CYP completing the service recorded either a 'High' or 'Very high' Total Difficulties risk rating on the SDQ at the end of their placement — no change since intake.

**3** CYP completing the service recorded a 'Close to average' Prosocial risk rating on the SDQ at the end of their placement — this was one less from intake, where 4 had a 'Close to average' risk rating.



## Health Protection

**Reduction in harmful alcohol and drug use by young people.**

### Drug Use

- 1** Caregiver of a young person engaging in harmful drug use at intake reported that this was 'Very much better' at program completion.
- 1** Therapist working with a young person who was engaging in harmful drug use at intake reported that at program completion, their use was 'Very much better'.

### Alcohol Use

- 1** Caregiver of a young person engaging in harmful alcohol use at intake reported that this was 'Very much better' at program completion.



## Learning and Education

**The proportion of CYP engaged in education and/or employment.**

**78%** of young people were attending school at service conclusion.



## Culture and Identity

**The proportion of CYP who feel connected to their culture and identity.**

**1/2**

CYP who responded to the feedback survey reported that their OzChild worker helped them to feel more connected to their friendships and relationships and their strengths and skills.

The other CYP reported that their worker did not help them feel more connected to anything in relation to their culture and identity.

**The proportion of caregivers who feel connected to their culture and identity.**

**100%** of caregivers felt that they had opportunities to connect to and express their culture while working with OzChild.

OzChild workers facilitated connection to culture by:

- Facilitating connections with their cultural background
- Developing relationships and connections.

**The proportion of CYP who feel that their culture is recognised and respected.**

**1** CYP reported that their OzChild worker 'Completely' recognised and respected their culture.

The other CYP reported that this question 'Does not apply to me'.

**The proportion of caregivers who feel that their culture is recognised and respected.**

**100%** of caregivers felt that their OzChild worker 'Always' respected their family's culture and/or religious backgrounds.

**100%** of caregivers felt that their OzChild worker either 'Always' or 'Most of the time' acknowledged and incorporated their family's culture in their interactions and decisions.



## Participation and Empowerment

**The proportion of families demonstrating improved self-sufficiency.**

**100%** of caregivers reported they 'Strongly agree' that they have developed new skills that help them support their family's independence.

**100%** of caregivers reported they either 'Strongly agree' or 'Agree' that they feel confident in their ability to manage challenges that may arise within their family.

**The proportion of CYP who feel listened to by their OzChild worker and caregiver.**

**Both** CYP responding to the feedback survey reported that they felt listened to by their OzChild worker 'All the time'.

**1** CYP responding to the feedback survey reported that they felt listened to by their caregiver 'Most of the time'.

**1** The other CYP felt that their caregiver 'Not really' listened to them.

**The proportion of CYP who feel that their strengths are recognised and valued.**

**Both** CYP responding to the feedback survey reported that their OzChild worker noticed and told them they are good at things 'Most of the time'.



## Community and Support

### The proportion of families with increased connection to communities.

**1** of the two CYP who responded to the feedback survey reported being involved in new activities, clubs, or making new friends since working with OzChild.

**67%** of caregivers reported they 'Strongly agree' that their OzChild worker(s) helped them access the necessary services from other agencies or programs (such as family counselling or parenting classes)

**75%** of caregivers reported they either 'Strongly agree' or 'Agree' that their OzChild worker(s) helped them build connections within their community (such as local family support groups or community events).

### The proportion of families with increased connection to communities.

**50%** of caregivers reported they 'Agree' that their OzChild worker helped them to expand their social network (such as introductions to other families with similar experiences)

## Overall Feedback

### Caregivers

**100%** of caregivers felt that their OzChild worker was respectful towards them and their family.

**100%** of caregivers felt that their OzChild worker communicated clearly throughout the service.

**100%** of caregivers felt either 'Very satisfied' or 'Satisfied' with the quality of service provided by their OzChild worker.

### CYP

**Both** CYP felt that their OzChild worker was friendly and respectful to them

**1** CYP felt that the support provided by OzChild was 'Extremely helpful'.

**1** CYP felt that the support provided by OzChild was 'Sometimes helpful'.



**Functional Family  
Therapy – Child  
Welfare (FFT-CW)  
*Outcomes***

## Demographics Snapshot

Number of Family Referrals Active in OzChild's FFT-CW programs – Q2 2025

	FFT-CW ACT	FFT-CW NSW	FFT-CW Vic
<b>No. of First Nations Referrals</b>	20	130	5
<b>No. of non-First Nations Referrals</b>	0	61	27
<b>Total</b>	20	191	32

## Service Completion Summary

Number of families concluding and completing OzChild's FFT-CW programs – Q2 2025

	FFT-CW ACT	FFT-CW NSW	FFT-CW Vic
<b>Total no. of families who concluded the service</b>	7	66	19
• <b>No. of families who completed the service</b>	7	53	15
• <b>No of families who withdrew during the service</b>	0	13	4
<b>Service completion rate</b>	<b>100%</b>	<b>80%</b>	<b>79%</b>

## Survey Completion Rates

Number of CYP over eight years old participating in the post service P&SF Feedback Survey, Q2 2025.

	FFT-CW ACT	FFT-CW NSW	FFT-CW Vic
<b>CYP</b>	0	9	4

Number of Caregivers participating in the post service P&SF Caregiver Feedback Survey, Q2 2025

	FFT-CW ACT	FFT-CW NSW	FFT-CW Vic
<b>CYP</b>	0	12	4

# FFT-CW ACT



## Safety

### Safe and Secure

Reduction in prevalence and impact of abuse and neglect of CYP and family violence.

**100%** of families demonstrated high ratings in family safety, including the absence of domestic violence between caregivers, family conflict, physical or emotional abuse of children, neglect of children, and presence of weapons. Up from 60% at intake.

**The proportion of families with improved family functioning.**

**60%** of families demonstrated high ratings in family functioning, including bonding with children, communication, expectations of children, mutual support, relationships between parent caregivers, routines and rituals, recreation, and play activities. This was an increase from 0% at intake.

**83%** of caregivers were providing 'Consistent love, caring and support' at service completion, up from 67% at intake.

**75%** of CYP, were close to both caregivers at service completion, based on assessments about caregiver 1 and caregiver 2, this was unchanged from intake.

**100%** of families did not experience threats/physical abuse/sexual abuse/domestic violence at program completion, no change from intake.

**67%** of caregivers were providing good supervision at service completion, up from 17% at intake.

**50%** of young people were usually following rules at service completion, no change from intake.

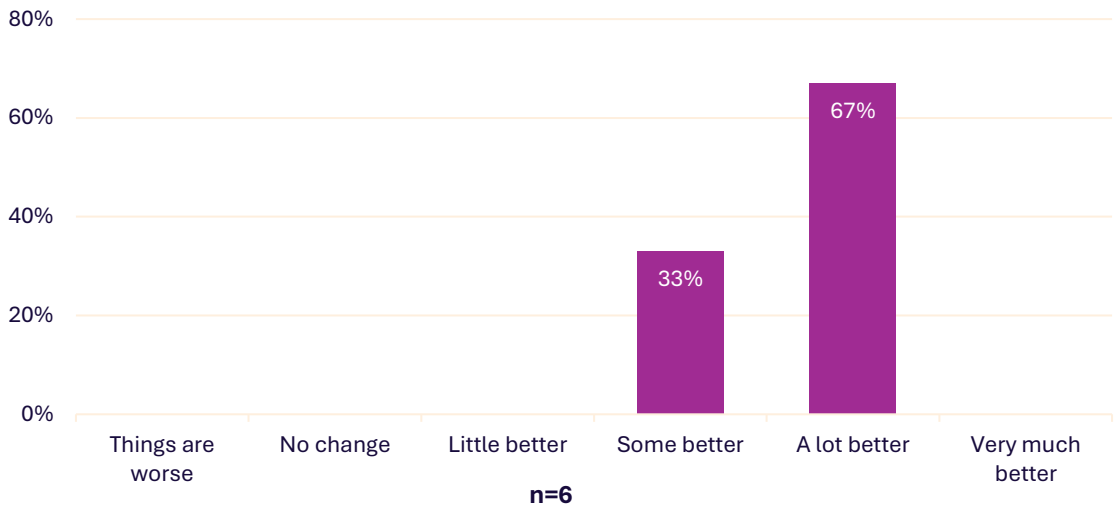
# FFT-CW ACT

**50%** of caregivers were providing consistent consequences to their child(ren), up from 0% at intake.

**50%** of caregivers were providing appropriate consequences to their child(ren), up from 17% at intake.

**50%** of caregivers were providing consistent and appropriate rewards to their child(ren), up from 17% at intake.

**67%** of caregivers who completed the service reported that their 'Family Status' was 'A Lot Better' at service completion.

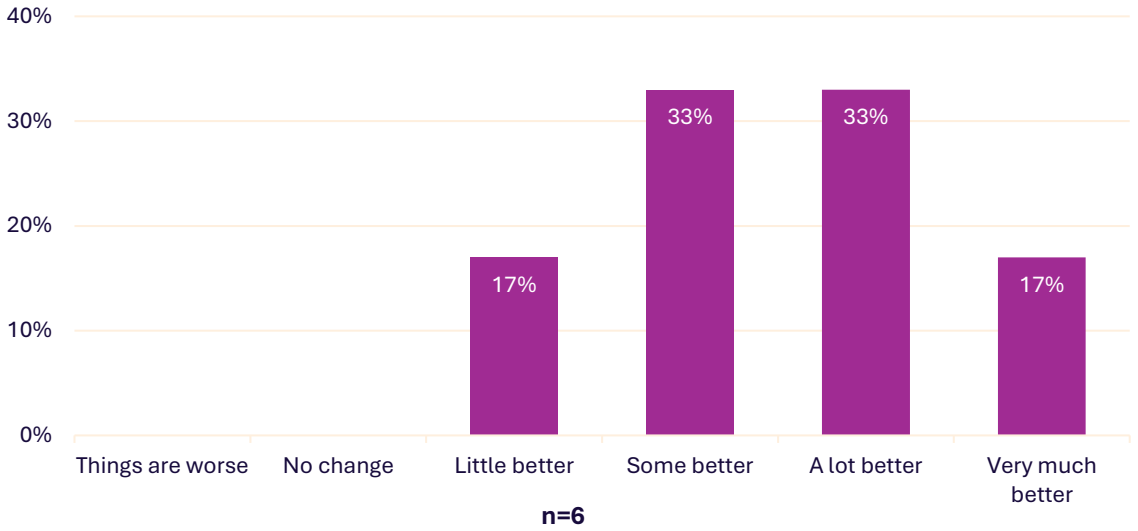


**100%** of young people who completed the service reported that their 'Family Status' was 'A Lot Better' at service completion (n=2).

**50%** of therapists of families who completed the service reported that the 'Family Status' of families was either 'Very much better' or 'A Lot Better' at service completion.

**50%**

of therapists of families who completed the service reported that the 'Family Status' of families was either 'Very much better' or 'A Lot Better' at service completion.



**The proportion of families experiencing improved community safety.**

**100%**

of families lived in a safe and secure neighbourhood, up from 60% at intake.





## Wellbeing



## Mental Health

### The proportion of caregivers with improved mental wellbeing.

**60%** of caregivers demonstrated very strong mental health at service completion, up from 0% at intake, when 60% were instead assessed as having good mental health.

### The proportion of CYP with improved emotional and behavioural development

**60%** of CYP received high ratings for their wellbeing, including their behaviour, school performance, relationships with caregivers, siblings, and peers, as well as in cooperation and motivation to remain in the family. This was up from 20% at intake.



## Health Protection

### Reduction in harmful alcohol and drug use by young people.

#### Drug Use

Drug use was reported as 'Not applicable' by therapists, CYP, and caregivers.

#### Alcohol Use

**1** Young person engaging in harmful alcohol use at intake reported that this was 'A lot better' at program closure.

Both therapists and caregivers reported that this was 'Not applicable' for the CYP in the program.

### Reduction in harmful alcohol and drug use by caregivers.

**100%** of caregivers did not use drugs/alcohol or used alcohol appropriately. Up from 25% at intake.



## Learning and Education

**The proportion of CYP engaged in education and/or employment.**

**100%** of young people were attending school at service conclusion.

**The proportion of caregivers actively engaged in the educational pursuit of their child(ren).**

**60%** of caregivers supported their child(ren)'s participation in activities like sports, music, and cultural outings, and were actively involved by providing transport, coaching teams, or joining advisory boards. This was up from 20% at intake.

**80%** of caregivers supported their child(ren)'s education by ensuring school attendance, homework completion, active participation, and attending parent-teacher meetings. This was up from 20% at intake.



## Culture and Identity

**The proportion of caregivers who feel connected to their culture and identity.**

**60%** of families were connected to the culture in their neighbourhood and community, engaged in local issues, and identified with cultural or ethnic groups that support child and family wellbeing. This was up from 20% at intake.

**66%** of families participated in family-centred spiritual and/or religious celebrations, connected with others who share similar beliefs and integrated their beliefs into their daily living. This was up from 33% at intake.



## Participation and Empowerment

**The proportion of families demonstrating improved self-sufficiency.**

**80%** of families received high ratings for parental capabilities, including supervision, discipline, enrichment, substance use, support for education, media oversight, and literacy. This was up from 20% at intake.

**20%** of families received very high ratings for self-sufficiency, including caregiver employment, family income, financial management, food and nutrition, and transportation. This was an improvement from intake, where 20% received high ratings and no caregivers received very high ratings.



## Community and Support

**The proportion of families with increased connection to communities.**

**60%** of families received high ratings for social and community life, including relationships with others, engagement with services, cultural and spiritual connections, and proactive use of support. This was up 20% since intake.



# FFT-CW NSW



## Permanency



## Care Arrangements

The proportion of CYP who live at home with other stable caregivers (i.e., kith or kin).

**3** out of the 66 families concluding service during the quarter had data available on the living arrangements of the CYP in their care.

At program closure, all CYP in these families were living their parents consistent with their living arrangements at intake.

**1** Additional family exited service as the CYP were no longer in the care of the caregivers.



## Safety

### Safe and Secure

Reduction in prevalence and impact of abuse and neglect of CYP and family violence.

**48%** of families demonstrated high ratings in family safety, including the absence of domestic violence between caregivers, family conflict, physical or emotional abuse of children, neglect of children, and presence of weapons. This was an improvement from 33% at intake.

**58%** of caregivers reported that as a result of the service their family feels much safer, with less conflict and more support.

**67%** of CYP reported that they had noticed positive changes to their family in terms of safety, conflict and support.

The proportion of families experiencing improved community safety.

**57%** of families lived in a safe and secure neighbourhood, up from 52% at intake.

**The proportion of families with improved family functioning.**

**72%** of families demonstrated high ratings in family functioning, including bonding with children, communication, expectations of children, mutual support, relationships between parent caregivers, routines and rituals, recreation, and play activities. This was an improvement from 24% at intake.

**92%** of caregivers were providing 'Consistent love, caring and support' at service completion, up from 49% at intake.

**73%** of CYP, were close to both caregivers at service completion — based on assessments about caregiver 1 and caregiver 2 — up from 62% at intake.

**100%** of families did not experience threats/physical abuse/sexual abuse/domestic violence at program completion, this improved from 80% at intake,

**79%** of caregivers were providing good supervision at service completion, up from 51% at intake.

**47%** of young people were usually following rules at service completion, up from 28% at intake.

**58%** of caregivers were providing consistent consequences to their child(ren), up from 26% at intake.

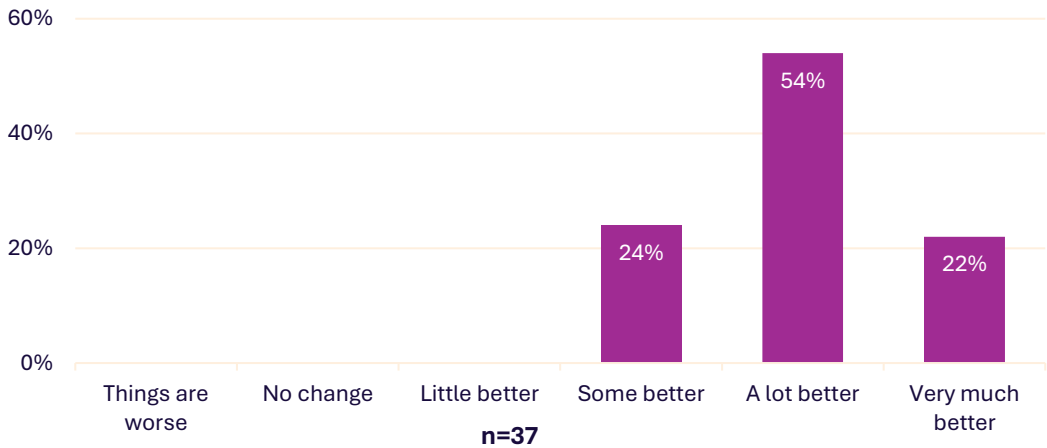
**68%** of caregivers were providing appropriate consequences to their child(ren), up from 29% at intake.

**66%** of caregivers were providing consistent rewards to their child(ren), up from 36% at intake.

**68%** of caregivers were providing appropriate rewards to their child(ren), up from 28% at intake.

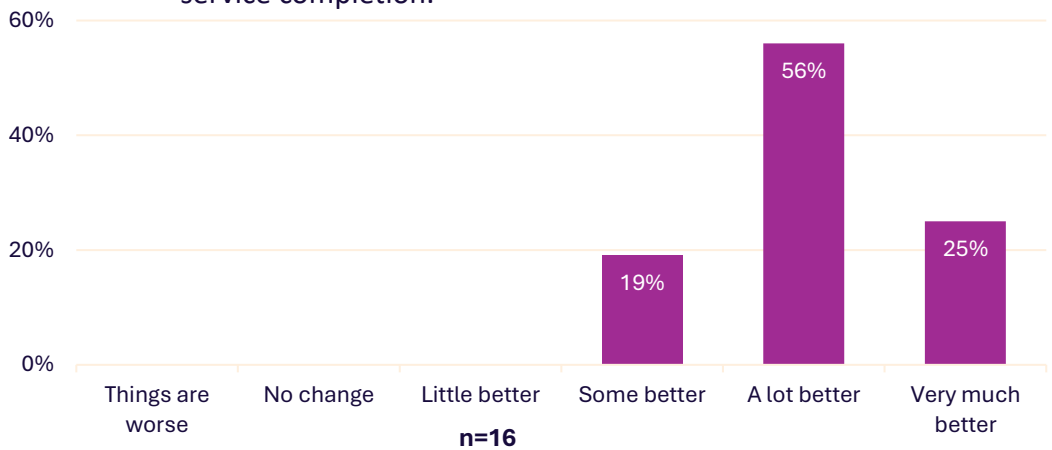
76%

of caregivers who completed the service reported that their 'Family Status' was either 'Very much better' or 'A Lot Better' at service completion.



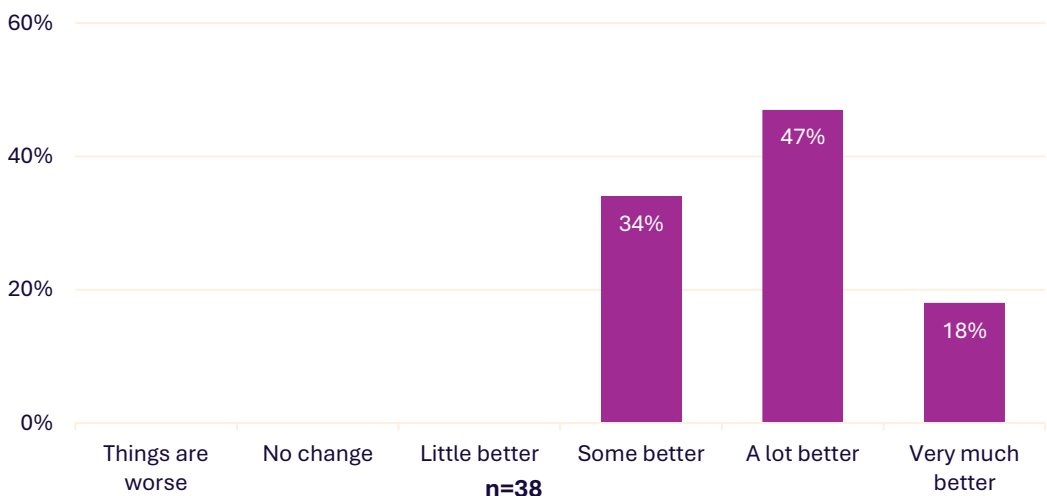
81%

of young people who completed the service reported that their 'Family Status' was either 'Very much better' or 'A Lot Better' at service completion.



66%

of therapists of families who completed the service reported that the 'Family Status' of families was either 'Very much better' or 'A lot better' at service completion.





# Wellbeing



# Mental Health

The proportion of carers with improved mental wellbeing.

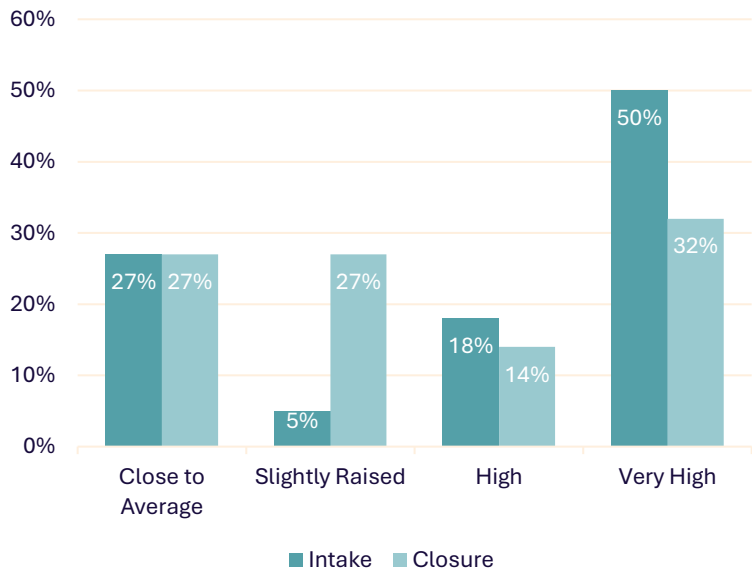
**48%** of carers had an improvement in their mental health.

**57%** of caregivers who showed improved mental health experienced statistically significant change.

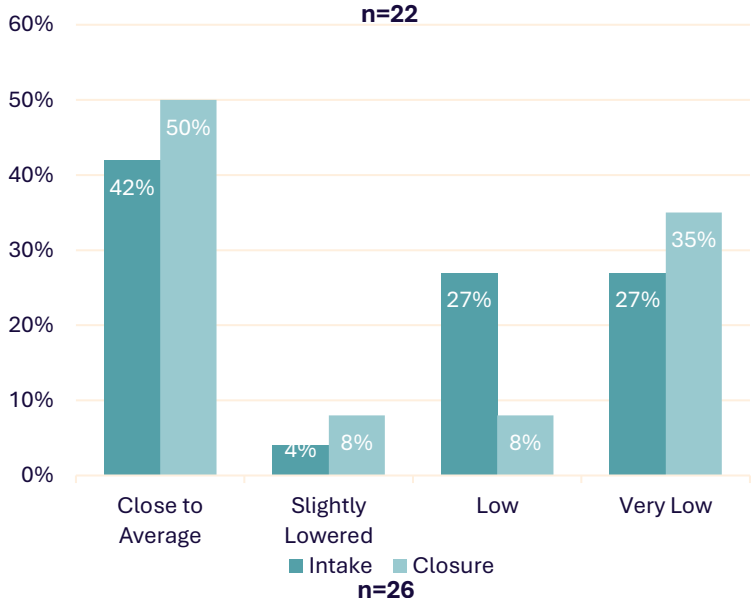
**48%** of caregivers demonstrated good mental health at service completion, up from 24% at intake.

The proportion of CYP with improved emotional and behavioural development.

**22%** of CYP had a 'Close to Average' Total Difficulties risk rating on the SDQ at the end of their placement — no change since intake. There was, however, a considerable drop of CYP with a 'Very high' rating.



**50%** of CYP had a 'Close to Average' Prosocial risk rating on the SDQ at the end of their placement — up from 42% at intake.



**62%** of CYP received high ratings for their wellbeing, including their behaviour, school performance, relationships with caregivers, siblings, and peers, as well as in cooperation and motivation to remain in the family. This was up from 19% at intake.



## Health Protection

### Reduction in harmful alcohol and drug use by young people.

- 1** Caregiver who had a young person engaging in harmful alcohol and drug use at intake reported that the use was 'Very much better' at program completion.
- 1** The young person engaging in harmful alcohol and drug use at intake reported that the use was 'Very much better' at program completion.
- 1** The therapist working with the young person engaging in harmful alcohol and drug use at intake reported that this was 'Very much better' at program completion.

### Reduction in harmful alcohol and drug use by caregivers.

**45%** of caregivers did not use drugs/alcohol or used alcohol appropriately. This was up from 9% at intake.



## Learning and Education

**The proportion of CYP engaged in education and/or employment.**

**95%** of young people were attending school at service conclusion.

**The proportion of caregivers actively engaged in the educational pursuit of their child(ren).**

**76%** of caregivers supported their child(ren)'s participation in activities like sports, music, and cultural outings, and were actively involved by providing transport, coaching teams, or joining advisory boards. Up from 57% at intake.

**81%** of caregivers supported their child(ren)'s education by ensuring school attendance, homework completion, active participation, and attending parent-teacher meetings. Up from 47% at intake.



## Culture and Identity

**The proportion of CYP who feel connected to their culture and identity.**

**89%** CYP who responded to the feedback survey reported that their OzChild worker helped them to feel more connected to their family values and beliefs, friendships and relationships, and their strengths and skills.

**The proportion of caregivers who feel connected to their culture and identity.**

**92%** of caregivers felt that they had opportunities to connect to and express their culture while working with OzChild.

OzChild workers facilitated connection to culture by:

- Facilitating connections with their cultural background
- Developing relationships and connections.

**63%** of families were connected to the culture in their neighbourhood and community, engaged in local issues, and identified with cultural or ethnic groups that support child and family wellbeing. Up from 37% at intake.

**44%** of families participated in family-centred spiritual and/or religious celebrations, connected with others who share similar benefits and integrated their beliefs into their daily living. Up from 11% at intake.

**The proportion of CYP who feel that their culture is recognised and respected.**

**100%** of non-First Nations and First Nations CYP reported that their OzChild worker 'Completely' or 'Mostly' recognised and respected their culture.

**The proportion of caregivers who feel that their culture is recognised and respected.**

**100%** of non-First Nations and First Nations caregivers felt that their OzChild worker 'Always' or 'Most of the time' respected their family's culture and/or religious backgrounds.

**89%** of non-First Nations caregivers felt that their OzChild worker either 'Always' or 'Most of the time' acknowledged and incorporated their family's culture in their interactions and decisions.

**100%** of First Nations caregivers felt that their OzChild worker either 'Always' acknowledged and incorporated their family's culture in their interactions and decisions.





## Participation and Empowerment

**The proportion of families demonstrating improved self-sufficiency.**

**83%** of caregivers reported they either 'Strongly agree' or 'Agree' that they have developed new skills that help them support their family's independence.

**83%** of caregivers reported they either 'Strongly agree' or 'Agree' that they feel confident in their ability to manage challenges that may arise within their family.

**67%** of families received high ratings for parental capabilities, including supervision, discipline, enrichment, substance use, support for education, media oversight, and literacy. Up from 34% at intake.

**52%** of families received high ratings for self-sufficiency, including caregiver employment, family income, financial management, food and nutrition, and transportation. Up from 38% at intake.

**The proportion of CYP who feel listened to by their OzChild worker and caregiver.**

**89%** of CYP responding to the feedback survey reported that they felt listened to by their OzChild worker either 'All the time' or 'Most of the time'.

**67%** of CYP responding to the feedback survey reported that they felt listened to by their caregiver either 'All the time' or 'Most of the time'.

**The proportion of CYP who feel that their strengths are recognised and valued.**

**89%** of CYP responding to the feedback survey reported that their OzChild worker noticed and told them they are good at things either 'All the time' or 'Most of the time'.



## Community and Support

**The proportion of families with increased connection to communities.**

**44%** of CYP reported being involved in new activities, clubs, or making new friends since working with OzChild.

**92%** of caregivers 'Strongly agree' or 'Agree' that their OzChild worker(s) helped them access the necessary services from other agencies or programs (such as family counselling or parenting classes)

**89%** of caregivers reported they either 'Strongly agree' or 'Agree' that their OzChild worker(s) helped them build connections within their community (such as local family support groups or community events).

**100%** of First Nations caregivers either 'Strongly agree' or 'Agree' that their OzChild worker(s) shared cultural information and resources that helped you connect with their local Aboriginal and/or Torres Strait Islander community.

**The proportion of families with increased access to social support networks.**

**88%** of caregivers either 'Strongly agree' or 'Agree' that their OzChild worker helped them to expand their social network (such as introductions to other families with similar experiences)

**67%** of families received high ratings for social and community life, including relationships with others, engagement with services, cultural and spiritual connections, and proactive use of support. Up from 39% at intake.

## Overall Feedback

### Caregivers

**100%** of caregivers felt that their OzChild worker was either 'Always' or 'Most of the time' respectful towards them and their family.

**100%** of caregivers felt that their OzChild worker either 'Always' or 'Most of the time' communicated clearly throughout the service.

**100%** of caregivers felt either 'Very satisfied' or 'Satisfied' with the quality of service provided by their OzChild worker.

### CYP

**100%** of CYP felt that their OzChild worker was friendly and respectful to them either 'Always' or 'Most of the time'

**89%** of CYP felt that the support provided by OzChild was either 'Extremely helpful' or 'Very helpful'.



# FFT-CW - Victoria



## Permanency



## Care Arrangements

Proportion of CYP removed by Child Protection or equivalent.

- 1** family exited service as the CYP were no longer in the care of the caregivers.



## Safety

### Safe and Secure

Reduction in prevalence and impact of abuse and neglect of CYP and family violence.

**69%** of families demonstrated high ratings in family safety, including the absence of domestic violence between caregivers, family conflict, physical or emotional abuse of children, neglect of children, and presence of weapons. This was an improvement from 63% at intake.

**67%** of CYP reported that they had noticed 'A little' positive changes to their family in terms of safety, conflict and support as a result of the service.

The proportion of families experiencing improved community safety.

**63%** of families lived in a safe and secure neighbourhood, up from 54% at intake.

The proportion of families with improved family functioning.

**72%** of families demonstrated high ratings in family functioning, including bonding with children, communication, expectations of children, mutual support, relationships between parent caregivers, routines and rituals, recreation, and play activities. This was an improvement from 64% at intake.

**81%** of caregivers were providing 'Consistent love, caring and support' at service completion, up from 71% at intake.

**64%** of CYP, were close to both caregivers at service completion — based on assessments about caregiver 1 and caregiver 2 — up from 52% at intake.

**95%** of families did not experience threats/physical abuse/sexual abuse/domestic violence at program completion, this improved from 86% at intake,

**86%** of caregivers were providing good supervision at service completion, up from 52% at intake.

**62%** of young people were usually following rules at service completion, up from 29% at intake.

**70%** of caregivers were providing consistent consequences to their child(ren), up from 29% at intake.

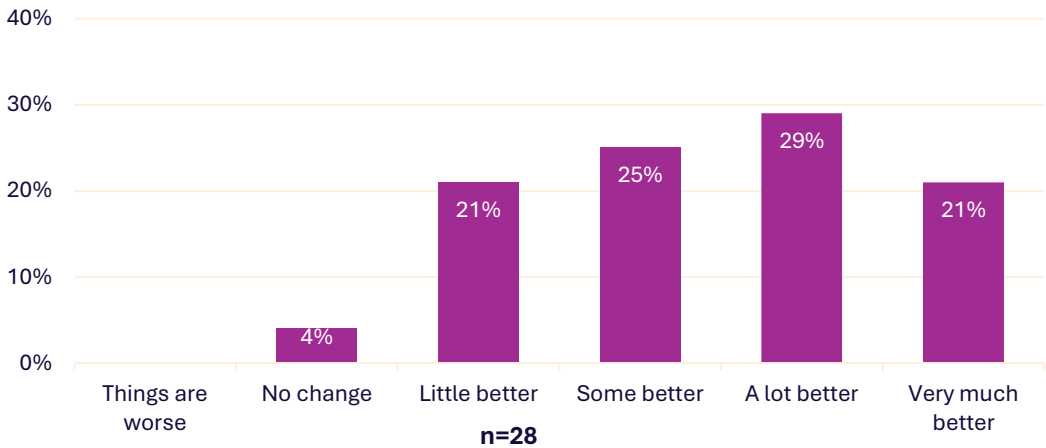
**76%** of caregivers were providing appropriate consequences to their child(ren), up from 45% at intake.

**86%** of caregivers were providing consistent rewards to their child(ren), up from 38% at intake.

**81%** of caregivers were providing appropriate rewards to their child(ren), up from 53% at intake.

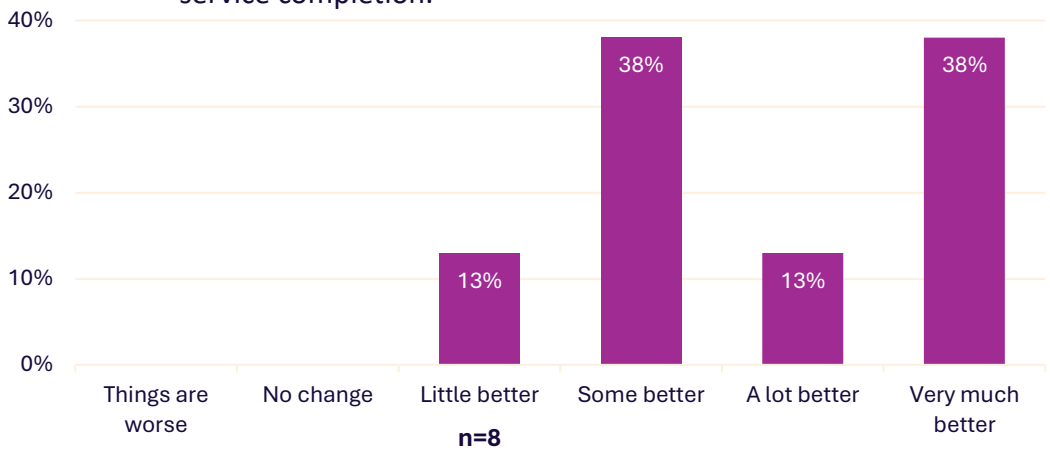
50%

of caregivers who completed the service reported that their 'Family Status' was either 'Very much better' or 'A Lot Better' at service completion.



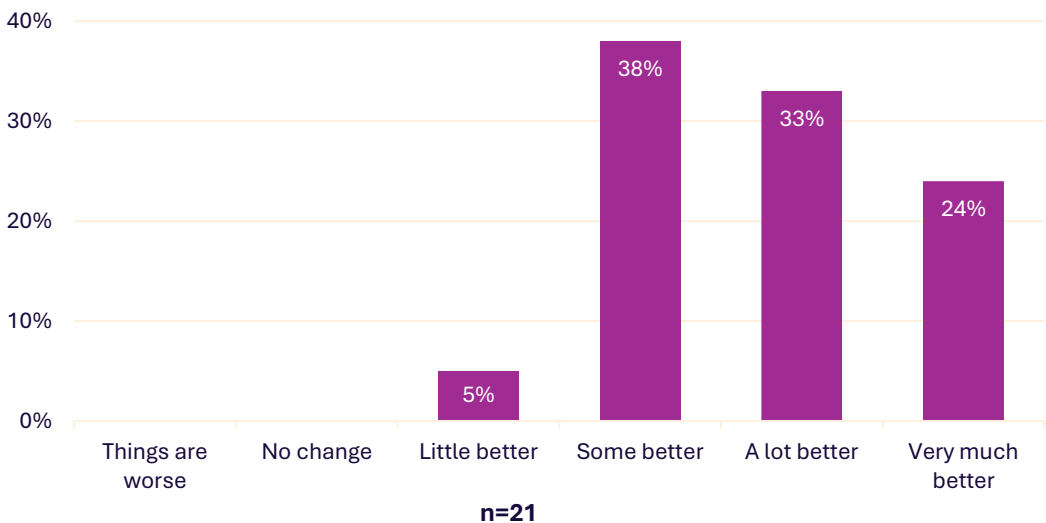
50%

of young people who completed the service reported that their 'Family Status' was either 'Very much better' or 'A Lot Better' at service completion.



57%

of therapists of families who completed the service reported that the 'Family Status' of families was either 'Very much better' or 'A lot better' at service completion.





## Mental Health

**The proportion of carers with improved mental wellbeing.**

**81%** of carers had an improvement in their mental health.

**48%** of caregivers who showed improved mental health experienced statistically significant change.

**67%** of caregivers who showed a decline in their mental health experienced statistically significant change.

**60%** of caregivers demonstrated good mental health at service completion, up from 20% at intake.

**The proportion of CYP with improved emotional and behavioural development.**

**63%** of CYP received high ratings for their wellbeing, including their behaviour, school performance, relationships with caregivers, siblings, and peers, as well as in cooperation and motivation to remain in the family. This was no change from intake.



## Health Protection

### Reduction in harmful alcohol and drug use by young people.

#### Drug use

**67%** of caregivers who had a young person engaging in harmful drug use at intake reported that the use was 'Very much better' at program completion. 33% reported that 'Things are worse' (n=3)

**1** young person engaging in harmful drug use at intake reported that this was 'Very much better' at program completion (n=1).

**1** therapist working with a young person engaging in harmful drug use at intake reported that this was 'Very much better' at program completion. Another reported that 'Things are worse' (n=2).

#### Alcohol use

**66%** of caregivers who had a young person engaging in harmful alcohol use at intake reported that the use was 'Very much better' at program completion. 33% reported that this was a 'Little better' (n=3).

**1** young person engaging in harmful alcohol use at intake reported that this was 'Very much better' at program completion (n=1).

**1** therapist working with the young person engaging in harmful alcohol use at intake reported that this was 'Very much better' at program completion (n=1).

### Reduction in harmful alcohol and drug use by caregivers.

**80%** of caregivers did not use drugs/alcohol or used alcohol appropriately. This was remained unchanged from intake, however, in comparison to intake, there were no caregivers using drugs/alcohol inappropriately.



## Learning and Education

The proportion of CYP engaged in education and/or employment.

**88%** of young people were attending school at service conclusion.

The proportion of caregivers actively engaged in the educational pursuit of their child(ren).

**72%** of caregivers supported their child(ren)'s participation in activities like sports, music, and cultural outings, and were actively involved by providing transport, coaching teams, or joining advisory boards. Up from 63% at intake.

**73%** of caregivers supported their child(ren)'s education by ensuring school attendance, homework completion, active participation, and attending parent-teacher meetings. Stable with the 72% recorded at intake.



## Culture and Identity

The proportion of caregivers who feel connected to their culture and identity.

**1/1** caregivers felt that they had opportunities to connect to and express their culture while working with OzChild (n=1).

**70%** of families were connected to the culture in their neighbourhood and community, engaged in local issues, and identified with cultural or ethnic groups that support child and family wellbeing. This was unchanged from intake.

**80%** of families participated in family-centred spiritual and/or religious celebrations, connected with others who share similar benefits and integrated their beliefs into their daily living. This was unchanged from intake.

The proportion of CYP who feel that their culture is recognised and respected.

**100%** of non-First Nations and First Nations CYP reported that their OzChild worker 'Mostly' recognised and respected their culture.



## Participation and Empowerment

**The proportion of families demonstrating improved self-sufficiency.**

**100%** of caregivers reported they either 'Strongly agree' or 'Agree' that they have developed new skills that help them support their family's independence.

**100%** of caregivers reported that they either 'Strongly agree' or 'Agree' that they feel confident in their ability to manage challenges that may arise within their family.

**72%** of families received high ratings for parental capabilities, including supervision, discipline, enrichment, substance use, support for education, media oversight, and literacy. Up from 63% at intake.

**72%** of families received high ratings for self-sufficiency, including caregiver employment, family income, financial management, food and nutrition, and transportation. This was unchanged from intake.

**The proportion of CYP who feel listened to by their OzChild worker and caregiver.**

**75%** of CYP responding to the feedback survey reported that they felt listened to by their OzChild worker 'Most of the time'.

**67%** of CYP responding to the feedback survey reported that they felt listened to by their caregiver 'Most of the time'.

**The proportion of CYP who feel that their strengths are recognised and valued.**

**100%** of CYP responding to the feedback survey reported that their OzChild worker noticed and told them they are good at things 'Most of the time'.



## Community and Support

**The proportion of families with increased connection to communities.**

**100%** of caregivers 'Strongly agree' or 'Agree' that their OzChild worker(s) helped them access the necessary services from other agencies or programs (such as family counselling or parenting classes)

**100%** of caregivers reported they either 'Strongly agree' or 'Agree' that their OzChild worker(s) helped them build connections within their community (such as local family support groups or community events).

**The proportion of families with increased connection to communities.**

**72%** of families received high ratings for social and community life, including relationships with others, engagement with services, cultural and spiritual connections, and proactive use of support. This was unchanged from intake.



## Overall Feedback

### Caregivers

**100%** of caregivers felt that their OzChild worker was either 'Always' or 'Most of the time' respectful towards them and their family.

**100%** of caregivers felt that their OzChild worker either 'Always' or 'Most of the time' communicated clearly throughout the service.

**100%** of caregivers felt either 'Very satisfied' or 'Satisfied' with the quality of service provided by their OzChild worker.

### CYP

**100%** of CYP felt that their OzChild worker was friendly and respectful to them either 'Always' or 'Most of the time'

**75%** of CYP felt that the support provided by OzChild was either 'Extremely helpful' or 'Very helpful'.



# Multisystemic Therapy (MST)

## *Outcomes*

## Demographics Snapshot

Number of Family Referrals Active in OzChild’s MST program, Q2 2025

	MST – Vic
No. of First Nations Referrals	1
No. of non-First Nations Referrals	11
Total	12

## Service Completion Summary

Number of families concluding and completing OzChild’s MST program – Q2 2025

	MST – Vic
Total no. of families who concluded the service	9
• No. of families who completed the service	6
• No of families who withdrew during the service	3
Service completion rate	67%

## Survey Completion Rates

Number of CYP over eight years old participating in the post service P&SF Feedback Survey, Q2 2025.

	MST – Vic
CYP	0

Number of Caregivers participating in the post service P&SF Carer Feedback Survey, Q2 2025

	MST – Vic
Caregivers	1



## Permanency



## Care Arrangements

The proportion of CYP who live at home with stable caregivers (.i.e., kith or kin).

**100%** of CYP completing MST were living at home at completion.



## Safety

### Safe and Secure

The proportion of families with improved family functioning.

**5** families demonstrated improved family functioning, with the average improvement rate at 25% since intake.

**4** families demonstrated improved family relations at program completion.

The proportion of families experiencing improved community safety.

**2** CYP reoffended during treatment.

**0** of those reoffending during treatment reoffended in the last four weeks of treatment.



## Wellbeing



## Mental Health

The proportion of CYP with improved emotional and behavioural development.

**38%**

average improvement was observed across CYP in relation to their behavioural and mental health. Although one individual showed a decline; five out of six participants improved from intake to closure.



## Health Protection

Reduction in harmful alcohol and drug use by young people.

**50%**

average improvement in drug and substance use was recorded across CYP with five out of six showing reduced use by closure.



## Learning and Education

The proportion of CYP engaged in education and/or employment.

**67%**

of CYP were in school or working at program completion.



## Culture and Identity

The proportion of caregivers who feel that their culture is recognised and respected.

**1/1**

The one caregiver responding to the feedback survey reported that their OzChild worker 'Always' recognised and respected their culture.

**1/1**

The one caregiver responding to the feedback survey reported that their OzChild worker 'Always' acknowledged and incorporated their family's culture in their interactions and decisions.



## Participation and Empowerment

**The proportion of families demonstrating improved self-sufficiency.**

**1/1**

The one caregiver responding to the feedback survey strongly agreed that they have developed new skills that help them support their family's independence.

**1/1**

The one caregiver responding to the feedback survey reported they 'Strongly agree' they feel confident in their ability to manage challenges that may arise within their family.

**4**

caregivers demonstrated improved parenting skills necessary to handle future challenges.

**4**

CYP demonstrated positive changes in their behaviour and in the systems contributing to the referral problems have been sustained for at least three weeks.



## Community and Support

**The proportion of families with increased connection to communities.**

**100%**

of families improved their network of informal social supports in the community and demonstrated the ability to successfully access a range of supports (informal to formal) as needed.

**1/1**

The one caregiver responding to the feedback survey strongly agreed that their OzChild worker helped them to expand their social network (such as introductions to other families with similar experiences)

## Overall Feedback

### Caregivers

**100%** The one caregiver who responded to the feedback survey has had a positive experience working with OzChild:

- Their OzChild worker was 'Always' respectful towards them and their family.
- Their OzChild worker 'Always' communicated clearly throughout the service.
- Were 'Very satisfied' with the quality of service provided by their OzChild worker.





**Multisystemic Therapy  
Child Abuse and  
Neglect (MST-CAN)**  
*Outcomes*

## Demographics Snapshot

Number of Family Referrals Active in OzChild's MST-CAN program, Q2 2025

	MST-CAN NSW
No. of First Nations Referrals	1
No. of non-First Nations Referrals	11
Total	13

## Service Completion Summary

Number of families concluding and completing OzChild's MST-CAN program – Q2 2025

	MST-CAN NSW
Total no. of families who concluded the service	3
• No. of families who completed the service	3
• No of families who withdrew during the service	0
Service completion rate	100%

## Survey Completion Rates

Number of CYP over eight years old participating in the post service P&SF Feedback Survey, Q2 2025.

	MST-CAN NSW
CYP	0

Number of Caregivers participating in the post service P&SF Carer Feedback Survey, Q2 2025

	MST-CAN NSW
Caregivers	0



## Permanency



## Care Arrangements

The proportion of CYP who live at home with stable caregivers (.i.e., kith or kin).

**100%** All three CYP were living at home at program closure..



## Safety

### Safe and Secure

**Reduction in prevalence and impact of abuse and neglect of CYP and family violence.**

- 1** Family had an intake and closure NCFAS completed, and they demonstrated significant reductions in domestic violence between caregivers, family conflict, abuse or neglect of children, and the presence of weapons. This family progressed from a 'Moderate challenge' to a 'Strength' rating.

**The proportion of families with improved family functioning.**

The one family with both intake and closure NCFAS completed demonstrated improvements in bonding with children, communication, expectations of children, mutual support, relationships between caregivers, routines and rituals, and recreation/play activities. The family progressed from a 'Moderate Challenge' rating to 'Baseline/Adequate' rating.

- All** three families demonstrated improved family relationships, especially within the practical and emotional areas of the family subsystems that were driving the referral.

**The proportion of families experiencing improved community safety.**

The one family who had an intake and closure NCFAS completed demonstrated that they lived in a safe and secure neighbourhood at the start and end of treatment.



## Wellbeing



## Mental Health

### **The proportion of carers with improved mental wellbeing.**

- Three different tools were used to assess caregiver mental health: NCFAS, PWI-A, and MST measures.
- There were no intake or closure NCFAS scores for any of the three families.
- One caregiver had the PWI-A completed at intake and closure. This caregiver had scores within the normative range on the PWI-A at pre- and post-assessment, with the total score showing improvement since intake.
- MST measures indicated improved mental health functioning for all three caregivers.
- Overall, the data suggests positive progress in caregiver mental health and wellbeing across the support period.

### **The proportion of CYP with improved emotional and behavioural development.**

**All**

young people in the referred families showed improved mental health functioning of CYP by program closure.



## Physical Health

### **The proportion of CYP with improved physical health.**

The one family with both intake and closure NCFAS completed demonstrated high ratings at both points for their child(ren)'s physical health, including no health issues impacting normal development or daily activities, completion of required check-ups and immunisations, and appropriate management of illness and injuries.



## Health Protection

### **Reduction in harmful alcohol and drug use by caregivers.**

The one family with both intake and closure NCFAS did not use drugs/alcohol or used alcohol appropriately at program closure. This was a significant improvement from intake, as caregivers were exhibiting alcohol/substance abuse problems that negatively impacted their ability to parent their child(ren).



## Learning and Education

### **The proportion of CYP engaged in education and/or employment.**

**All**

CYP were attending school and/or working at service conclusion.

### **The proportion of caregivers actively engaged in the educational pursuit of their child(ren).**

- The family who had an intake and closure NCFAS demonstrated continued strong support for their child(ren)'s participation in activities like sports, music, and cultural outings—such as providing transport, coaching teams, or joining advisory boards.
- This family also continued to show strong support for their child(ren)'s education—such as ensuring school attendance, supporting homework completion, encouraging participation, and attending parent-teacher meetings.



## Culture and Identity

**The proportion of caregivers who feel connected to their culture and identity.**

- The one family with an intake and closure NCFAS demonstrated continued baseline connection to neighbourhood and cultural or ethnic communities—including engagement in local issues and identification with cultural groups that support child and family wellbeing.
- This family also demonstrated continued baseline participation and engagement in family-centred spiritual and/or religious celebrations, connected with others who share similar beliefs, and integrated their beliefs into daily life.



## Participation and Empowerment

**The proportion of families demonstrating improved self-sufficiency.**

The one family with an intake and closure NCFAS demonstrated improved self-sufficiency—including caregiver employment, family income, financial management, food and nutrition, and access to transportation. This family went from a strong rating to a very strong rating.

**2/3**

caregivers demonstrated improved parenting skills necessary to handle future challenges.

**2/3**

families demonstrated positive changes in their behaviour and in the systems contributing to the referral problems and have been sustained for at least three weeks.



## Community and Support

### **The proportion of families with increased connection to communities.**

The one family with an intake and closure NCFAS demonstrated improved connection to communities, covering relationships, use of support services, and cultural or spiritual engagement, demonstrated notable progress, improving from a state of significant concern to an adequate level by closure.

### **The proportion of families with increased access to social networks.**

**3/3**

families improved their network of informal social supports in the community and demonstrated the ability to successfully access a range of supports (informal to formal) as needed.



**[ozchild.org.au](https://www.ozchild.org.au)**

**National Support Office**

PO Box 1312  
South Melbourne Vic 3205

T: (03) 9695 2200

F: (03) 9696 0507

E: [hello@ozchild.org.au](mailto:hello@ozchild.org.au)